

PT TEC INDONESIA Site Report Information
Address: Lot 108-110, Batamindo Industrial Park, Mukakuning, Batam 29433
Lot area: 20,475 m ² , Building area: 18,154.5 m ² , Green ratio: 22.4 %
Establishment: 1 st July 1992, Employees: 1,247 (as of March 2025)
Major products: Dot Matrix Printers, POS Products, Barcode Printers, Betting Terminal and Kiosk Printers.
ISO 14001 Certified: Aug 1998, Latest update: 7 th May 2025 (ISO 14001 : 2015 Certificate number: 787805a)



Message from Environmental Preservation Chief

PT TEC INDONESIA (TIE) harmonized environmental management system with business activities, products and services, with respect to the reduction of environmental impacts, response to the climate change, sustainable consumption and production, and conservation of biodiversity. We promote environmental awareness for sustainable tomorrow.



Environmental Preservation Chief
Bambang Soeratro

Major Environmental Activities in FY2024

Reduction in CO2 emissions saving

- Replacement of efficiency Air Conditioners system in Production area.
 - Turn off AC & lighting when no production running.
 - Replace Chip Mounter (Modular)
- Total CO2 emission reduction of 4% compared to FY2023

Reduction in Water

- Replace water efficiency device (eg. Water tap, toilet flushing system) and check leakage regularly.
- Promote water saving awareness through poster and email.

Reduction in Waste

- Review supplier packaging method.
- Return new supplier packaging to new local supplier

Reduction in Chemical

- Review chemical usage in production area.

Exhibition of Environmental & Biodiversity

- Held an exhibition of environmental & biodiversity to employees during lunch hours.

CSR Activities

- A tree planting event was held at the junior high school on 24 September 2024.
- Beach cleaning at Kalat Beach, Bareleng, Batam, was conducted on 14 December 2024.

Development of products and environmental technologies, Environmental consideration point

Barcode Printer



- Using QR codes to access information online instead of printing.
- Webpage provides up-to-date, interactive content.
- Reduce 150% amount of paper used, few natural resources are consumed.

POS Printer



Mode Matrix:		Mode		
		Normal	Standby (Sleep@Energy Star)	OFF (OFF or Standby@Energy Star)
Power supply	24V	ON	ON	ON
	V3V	ON	ON	ON
	V4	ON	OFF	OFF
	VDD_Tp	ON	OFF	OFF
	5V	ON	ON	OFF
	3.3V	ON	ON	OFF
	1.8V	ON	ON	OFF

- Achieve Energy Start 3.0 requirement for power saving.
- Standby Mode : Cut off thermal head, motors & sensor power. CPU goes into sleep mode. Indication LEDs still turned ON.
- Off Mode : Cut off all power except 24V input & V3V for wake up when press power or feed button. Indication LEDs are turned off.



PT TEC INDONESIA

Integrated Management System Policy

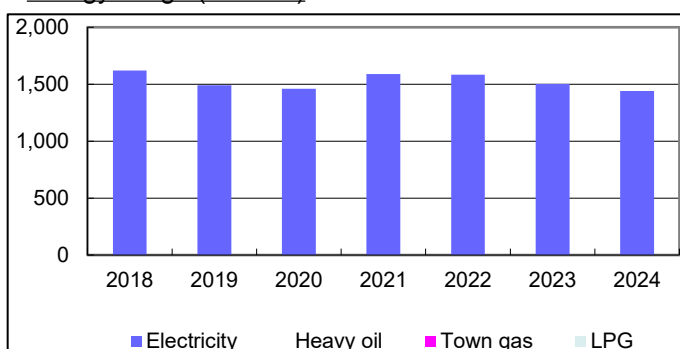
We shall integrate **Quality, Environmental, Health & Safety** considerations in our business decision making to enhance customer satisfaction, manage environmental impact, provide safe and healthy workplaces to prevent injury & ill health and safety hazard, such information are readily available to interested parties. We strive to continually improve our management system with the following commitments:

1. We create quality products and services with pride and passion, keeping our customers in mind all the time and everywhere.
2. We respect each and individual employee, develop one's abilities and together we foster an open and healthy corporate culture and we tirelessly seek new challenges.
3. We fulfill our responsibilities toward each country and community in which we operate, we respect the local culture and history, and we comply with the statutory and regulatory requirements.
4. We improve and maintain a healthy and safe work environment through proper safe work procedures, managing hazards and implementing risk controls, these includes consultation, participation and feedback from employees.
5. We harmonized environmental management system with business activities, products and services, with respect to the reduction of environmental impacts, response to the climate change, sustainable consumption and production, and conservation of biodiversity.
6. We take the necessary information security measures to prevent information leakage.
7. We strive to maximize our corporate value to achieve appropriate profits and reserves to meet the expectations of our stakeholders through implementing management innovation and investing in research and development.

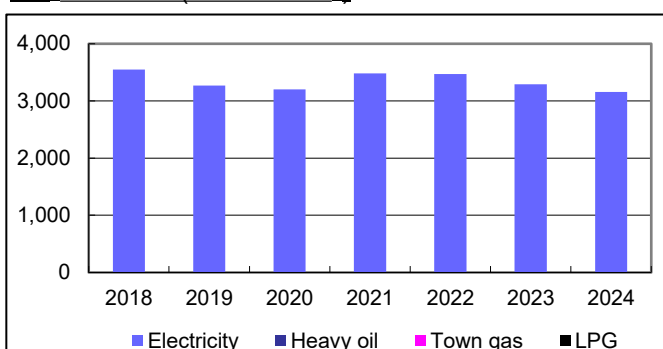
Shingo Hamamura
President Director
1 Oct 2023

Environmental load data

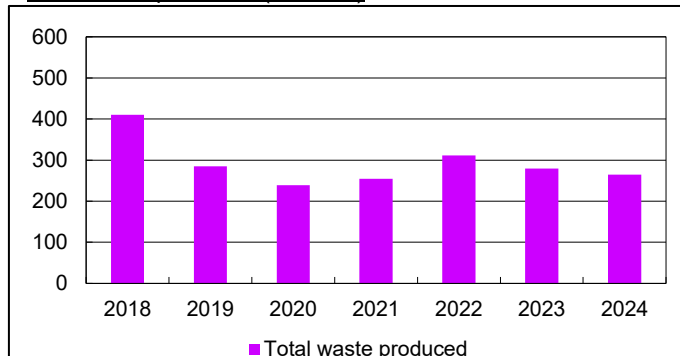
Energy usage (unit: KL)



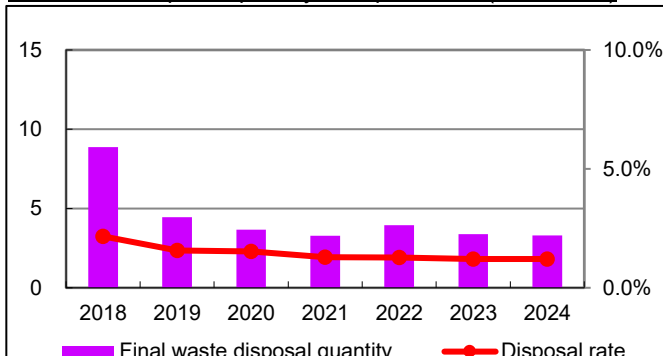
CO₂ emission (unit: ton-CO₂)



Total waste produced (unit: ton)

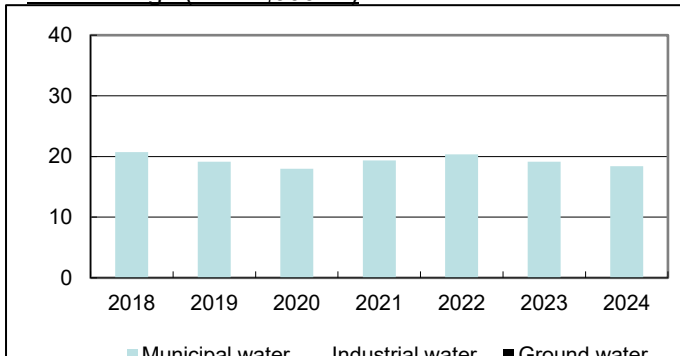


Final waste disposal quantity & disposal rate (unit: ton,%)

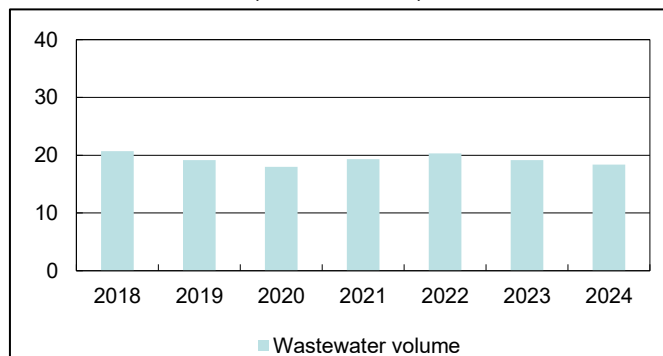


Major wastes: carton, paper, plastic, etc.

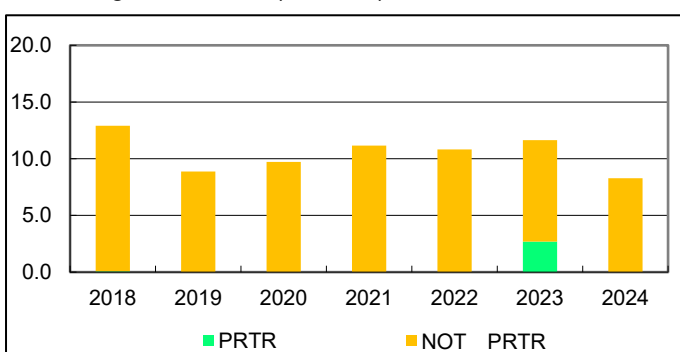
Water usage (unit: 1,000m³)



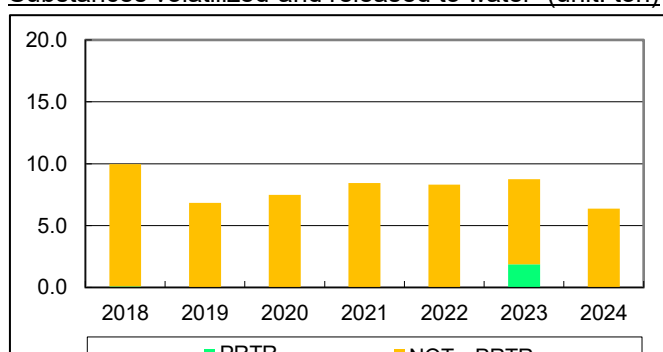
Wastewater volume (unit: 1,000m³)



Handing substances (unit: ton)



Substances volatilized and released to water (unit: ton)



Major chemical substances: IPA (Isopropyl alcohol)

Compliance management

Atmospheric measurement results :
Exhaust fan (SMT, Solder Dross, Dot Head, PCB & Epoxy Room each 1 unit). From outside Building Exhaust fan 5 units

	Regulation value	Self-control value	Actual measurement	Measurement frequency
NO ₂ (mg/Nm ³)	Max. 1000	Max. 500	7.15	Twice/year
SO ₂ (mg/Nm ³)	Max. 800	Max. 400	2.62	Twice/year
Lead, Pb (mg/Nm ³)	Max. 12	Max. 6	0.09	Twice/year

Wastewater measurement results (major results)
Wastewater is discharged to rivers (Lake Duri Angkang). FDS Lot 107,108, 109, 110

	Regulation value	Self-control value	Actual measurement	Measurement frequency
Hydrogen ion concentration (pH)	6.0 - 9.0	6.5 - 8.5	6.61	Twice/year
BOD (mg/l)	Max. 150	Max. 135	16.64	Twice/year
COD (mg/l)	Max. 300	Max. 270	55.45	Twice/year
TSS (mg/l)	Max. 400	Max. 360	13.00	Twice/year
Nitrogen (mg/l)	Max. 60	Max. 30	2.36	Twice/year
Fluoride (mg/l)	Max. 3	Max. 2.7	0.18	Twice/year

Noise & vibration measurement results (Boundary Noise)

	Location: Time	Regulation value	Self-control value	Actual measurement	Measurement frequency
Noise (dB)	Lot boundary: Day	Max. 70	Max. 67	63.55	Twice/year
	Lot boundary: Night	NA	NA	NA	NA
Vibration (dB)	Lot boundary: Day	NA	NA	NA	NA
	Lot boundary: Night	NA	NA	NA	NA

Other measurement results (Sewage Water Law: Major results)

	Regulation value	Self-control value	Actual measurement	Measurement frequency
Hydrogen ion concentration (pH)	NA	NA	NA	NA
BOD (mg/l)	NA	NA	NA	NA
SS (mg/l)	NA	NA	NA	NA

Environmental accidents, administrative advices and complaints

	State
Environmental accident	None
Environmental problem around the factory and in the local area	None
Administrative advice or direction	None
Complaint from neighboring residents	None

Environmental Activities

<CSR Beach Cleaning>

Through our Corporate Social Responsibility (CSR) program, we initiated a beach cleaning activity at Kalat Beach, Barelang, Batam, as part of our efforts to protect the coastal environment. The cleanup resulted in the removal of 487 kilograms of waste, including natural debris like seaweed and dead leaves, as well as man-made litter such as plastic bottles, bags, and food packaging. This initiative reflects our dedication to preserving marine ecosystems and promoting cleaner, healthier coastal environments.



(Outline)

Date: December 14th, 2024

Number of participant 128 participants including TIE Management, TIE EHS member, TIE employees with their families & local resident.

<CSR Tree Planting>

As part of our Corporate Social Responsibility (CSR) initiatives, our company is committed to environmental responsibility through various programs, including a tree planting activity at Junior High School Batam (SMPN 62 Batam). Together, we planted a variety of fruit trees including mango, rambutan, mangosteen, longan, avocado, honey guava, and pomelo, demonstrating our united effort to nurture greener, healthier communities for future generations.



(Outline)

Date: September 24th, 2024

Number of participant 132 participants including TIE Management, EHS Committee, employee representative, teachers, students & local residents .



<Conducted E-waste Programme at Company >

Our company is committed to environmental responsibility through our e-waste collection program. We organized e-waste collection day, encouraging employees to bring their e-waste from home and the workplace for proper disposal. All collected e-waste were disposed to licensed e-waste collector.



(Outline)

Date: July 12th, 2024

Item collected : Scrap PC, CPU & Laptops.

Environmental and Biodiversity Exhibition

We initiated the biodiversity (Introduce Kantong Semar, a native endangered plant) and environmental exhibition (climate change and waste reduction) to employees during lunch hour. As part of the event, TIE conducted an interactive quiz to deepen employees' understanding and encourage active participation in sustainability efforts.



(Outline)

Date: December 26th 2024 to January 3rd 2025

A total of 251 of employees were joined this activity.

Environmental & Biodiversity Exhibition

Environmental targets

The main Environmental targets for FY2025.

Item	Indicator	Target for FY2025
Global warming prevention	In the ratio of CO2 emissions to net output relative to FY2007	31% reduction
Optimization of resources	In the ratio of total amount of waste generated to output relative to FY2007	52% reduction
Control of Chemical Substances	In the ratio of total amount of toxic chemical generated to output relative toFY2007	51% reduction

Environmental objectives

The main Environmental objectives for FY2027.

Item	Indicator	Objective for FY2027
Global warming prevention	In the ratio of CO2 emissions to net output relative to FY2007	29% reduction
Optimization of resources	In the ratio of total amount of waste generated to output relative to FY2007	50% reduction
Control of Chemical Substances	In the ratio of total amount of toxic chemical generated to output relative to FY2007	63% reduction